

ALUMINIUM COMPOSITE PANEL

wood products **bbi**



A SUPERB WET WALL LINING

STRONG AND DURABLE WITH A SMOOTH AND STYLISH COATING

bbi ALUMINIUM COMPOSITE PANEL

bbi ACP is an excellent choice for wall linings where hygiene is paramount. Its outstanding strength, durability and resistance to rot will ensure that wet or utility areas look great for many years to come.

USES FOR bbi ALUMINIUM COMPOSITE PANEL

- Shower lining/wet wall applications
- Sign board exterior and interior use
- Commercial applications: kitchens, toilet blocks, hospitals, schools, bus stations
- Milking sheds with sterile wash down areas

COLOUR AND SIZING

WHITE:



SIZES AVAILABLE

2400 x 1200 x 4.5mm

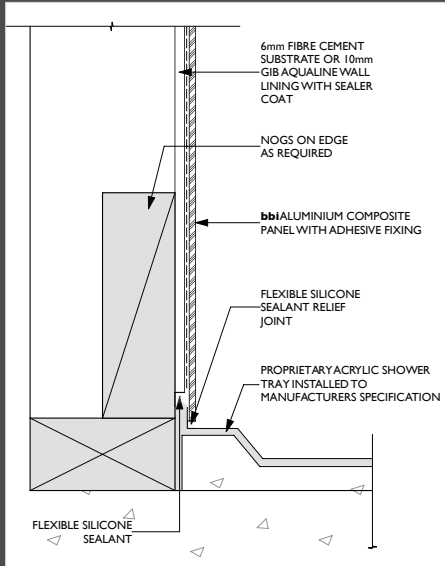
2400 x 900 x 4.5mm

INSTALLATION NOTES

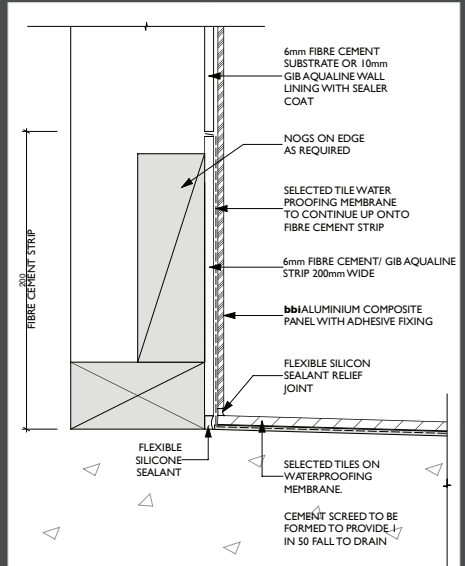
- Earthing required for this product when installing power points/electrical wires
- bbi ACP is compatible with industry standard 4.5mm jointers available at all leading building supplies stores



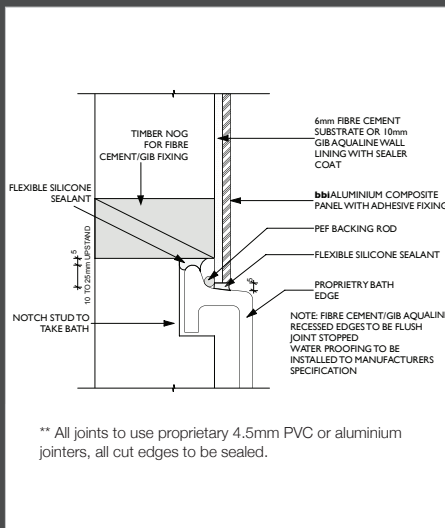
WALL TO PROPRIETARY ACRYLIC SHOWER TRAY



WALL TO TILE SHOWER FLOOR

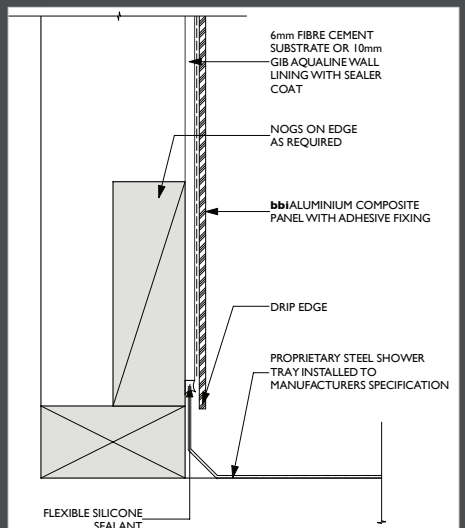


WALL TO PROPRIETARY BATH EDGE



** All joints to use proprietary 4.5mm PVC or aluminium jointers, all cut edges to be sealed.

WALL TO PROPRIETARY STEEL SHOWER TRAY



bbi wholesales and distributes products through building supply merchants around New Zealand


The bbi product range includes:

- Plywood
- Hardwood Decking
- Steel Fence Standards, Farm Gates and Security Fencing
- Aluminium Composite Panel

Call us for advice on which product may best suit your needs. We have a wealth of knowledge and experience in offering reliable, creative and cost effective solutions - tailored to the needs of the project.

Check out our website for plenty of ideas, information and photos.

SUPPLIED BY:



Tel: 0800 224 759 +64 6 871 5521 | Fax: +64 6 871 5520
PO Box 13 084, Mahora, Hastings 4155, New Zealand
500 Coventry Road, Hastings, Hawke's Bay
www.bbi.net.nz | office@bbi.net.nz

wood products 